









In-Line Fans

1 - 27

TD  2 - 7	VENT  8 - 11	IBF  12 - 16	CVAB/CVAT  17 - 18	DH  19 - 20	RH  21 - 22
Accessories					
 RCS 23	 DF 24	 DFK... +EU 25	 ACOP PL 26	 CAR 27	















Axial-flow Fans Wall Versions

29 - 42

HXM  30	COMPACT  31 - 39	AFW  40 - 42
---	--	--


Axial-flow Fans Cased Versions

43 - 69

COMPACT  44 - 51	TCB □x2  52 - 53	AFC  54 - 57	AFC-VB  58 - 59	AFC-HT  60	AFD  61 - 62	AFH  63 - 64	AFS  65 - 66
AFK  67	Accessories						
	 Louvre shutters	 Flexible connectors	 Sleeve	 Mounting base	 Protection net		

Roof Fans

71 - 86

RF  72 - 74	RFV  75 - 76	RBH  77 - 78	CTH..., CTV...  79 - 85	Accessories  86
---	--	--	---	---

Fans "ATEX"

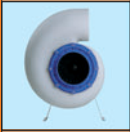
87 - 94

EGM  88 - 91	COMPACT EXE  92	HDT, HDB  93 - 94
--	---	---

Centrifugal Fans VISP/VASP

95 - 104

VISP



96 - 99

VASP



100 - 103

Accessories



104

Centrifugal Fans

105 - 190

SEM



106

DEM



107

CBM



108 - 110

CBP



111 - 114

GSF-AP HT



115 - 116

GSF



117 - 119

GRF



120 - 121

GSFG



122 - 125

MPB



126 - 129

MPR




130 - 132

MPT



133 - 137

Accessories




138 - 139

GMT



140 - 143

GSB/MSB




144 - 149

MSB-VB



150 - 152

HSB



153 - 155

GST



156 - 158

QP



159 - 161

Q



162 - 165

Q-2



166 - 167

DPB



168 - 169

FCM



170

RL



170

PB



171

PH



171

BL



172

BFN



172

HPBx



173 - 175

HPB, HPT, HPR



176 - 188

Accessories



189 - 190

Side Channel Blowers

191 - 212

SC



192 - 200

SC VB



201 - 204

DSC/PSC



205 - 210

Accessories



211 - 212

Chip Extractors

213 - 215

WNF



214 - 215

Domestic Fans

217 - 227

SILENT



218 - 219

DECOR



220 - 221

EDM



222 - 223

EBB, EB




224

EBB, EB N



225

TDM



226

HTB



227

Accessories

229 - 232

RMB



230

REB-1 NE



230

REGUL-2



230

HIG-2




231

SQA



231

CT 12/14



231

Commander SK



232

Electric Diagrams

233 - 237

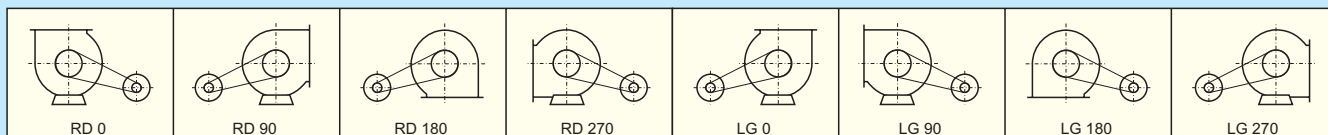
General Information

239 - 242

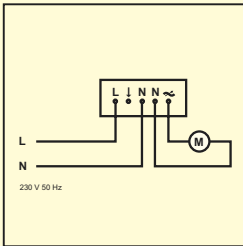
Index

243 - 244

All fans in this catalogue can be specified with orientations as shown below. However some fans can only be delivered as shown in the pictures in the catalogue. The symbols show the fan from the drive side or the motor side.



Performance curves are valid with a tolerance of $\pm 10\%$ for the pressure and $\pm 10\%$ for the airflow, air density $1,223\text{kg/m}^3$, at an ambient temperature of 20°C and at 1013mbar atmospheric pressure. We reserve the right to make changes of constructions and performance curves without prior notice. We do not take any responsibility for misprints.



In-Line Fans

Axial-flow Fans Wall Versions

Axial-flow Fans Cased Versions

Roof Fans

Fans "ATEX"

Centrifugal Fans VISP/VASP

Centrifugal Fans

Side Channel Blowers

Chip Extractors

Domestic Fans

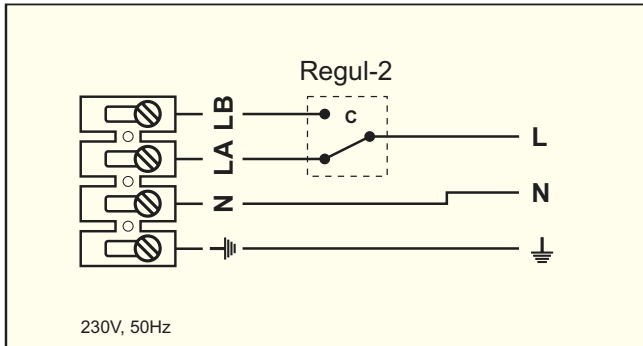
Accessories

Electric Diagrams

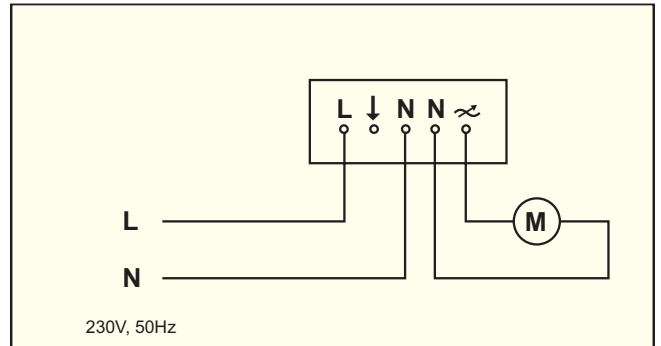
General Information

Index

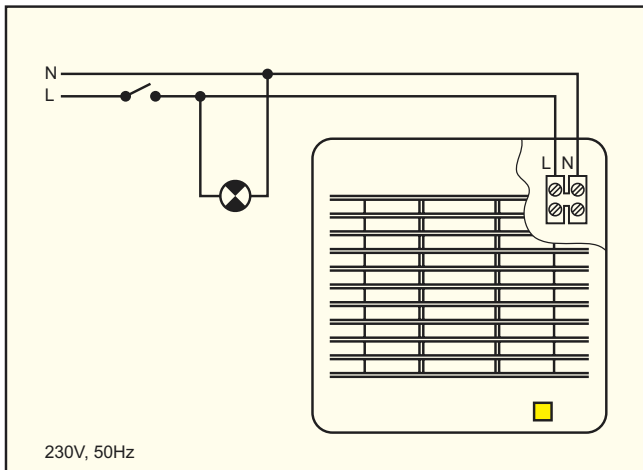
Electrical connection of fans may only be done by an authorised electrician according to the wiring diagram of the fan and in accordance with valid local regulations.



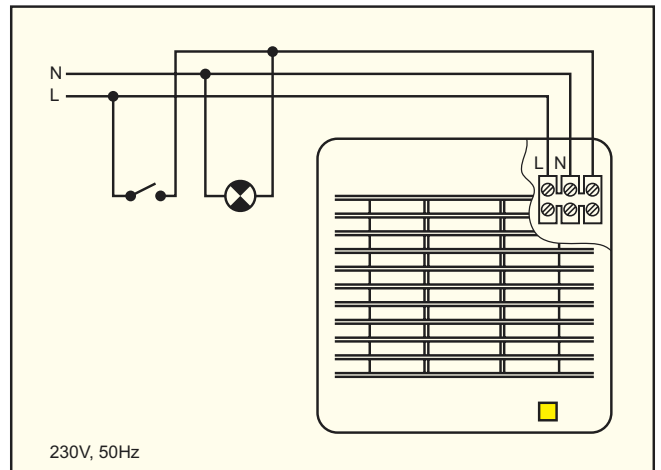
Drawing. 1 TD, TH, CK-60



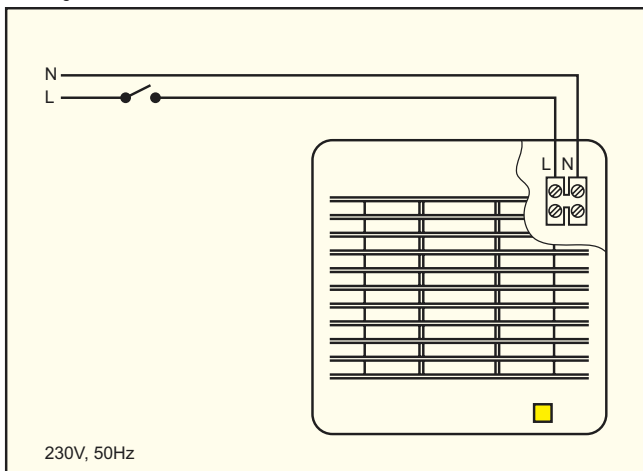
Drawing. 2 REB



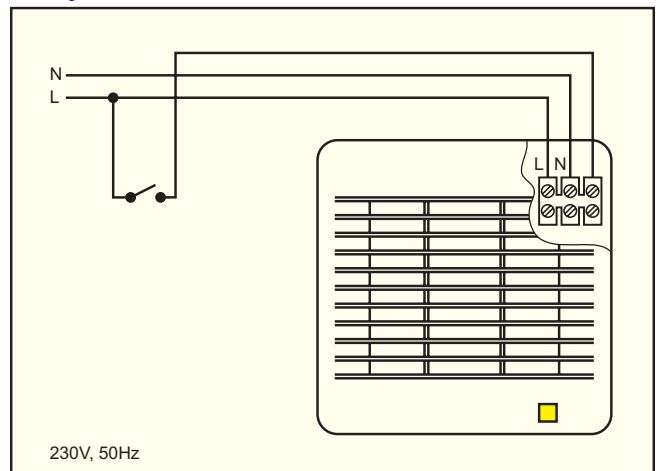
Drawing. 3 EDM-80, EDM-100S/C, EDM-160, EDM-200S/C, EB, EBB, TDM



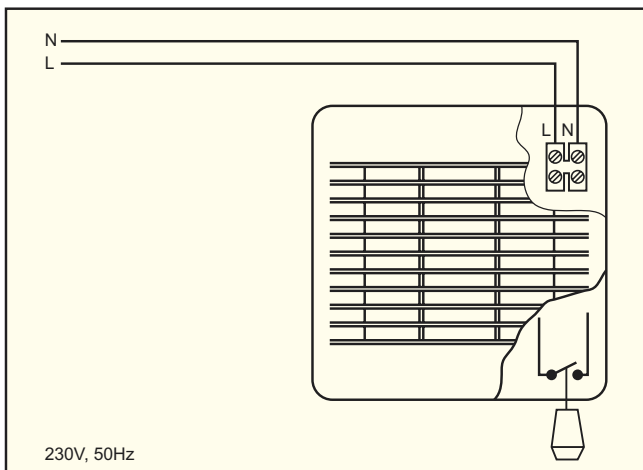
Drawing. 4 EDM-80T, EDM-100T/CT, EDM-160T, EDM-200CT



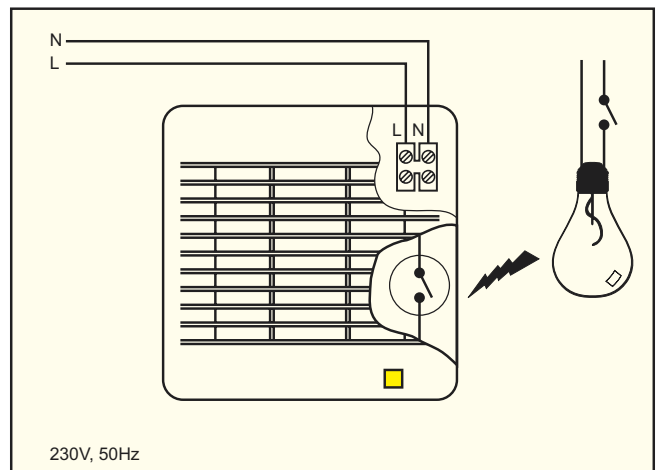
Drawing. 5 EDM-80, EDM-100S/C, EDM-160, EDM-200S/C, EB, EBB, CK-40



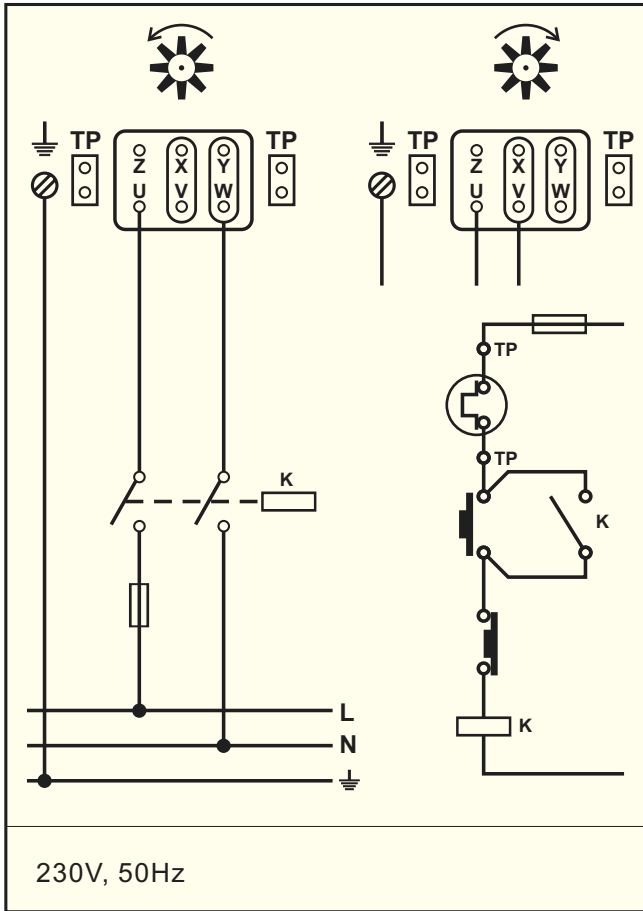
Drawing. 6 EDM-80T, EDM-100T/TC, EDM-160T, EDM-200CT



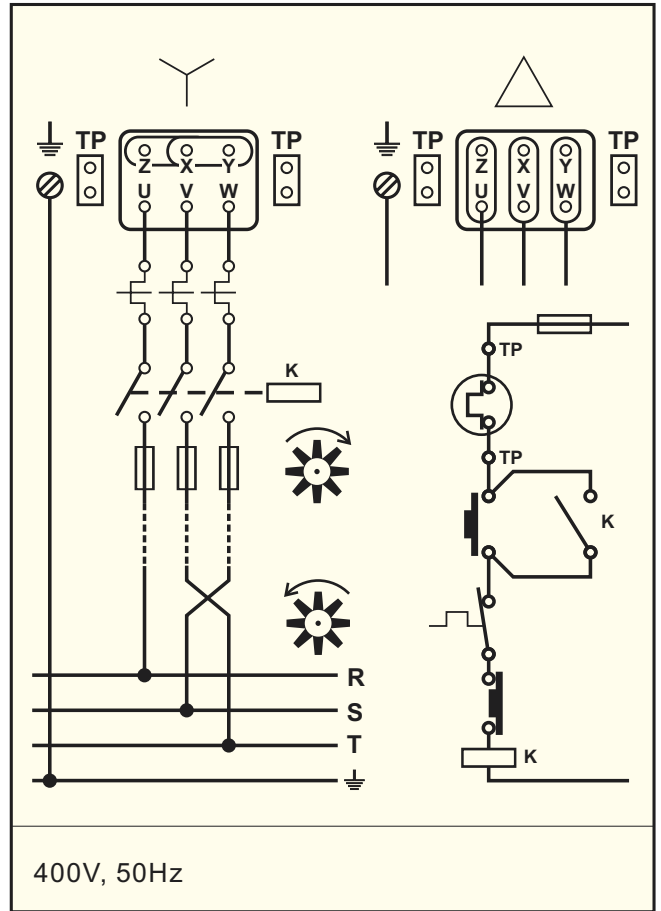
Drawing. 7 EDM-100M/H/CH, EDM-200H/CH



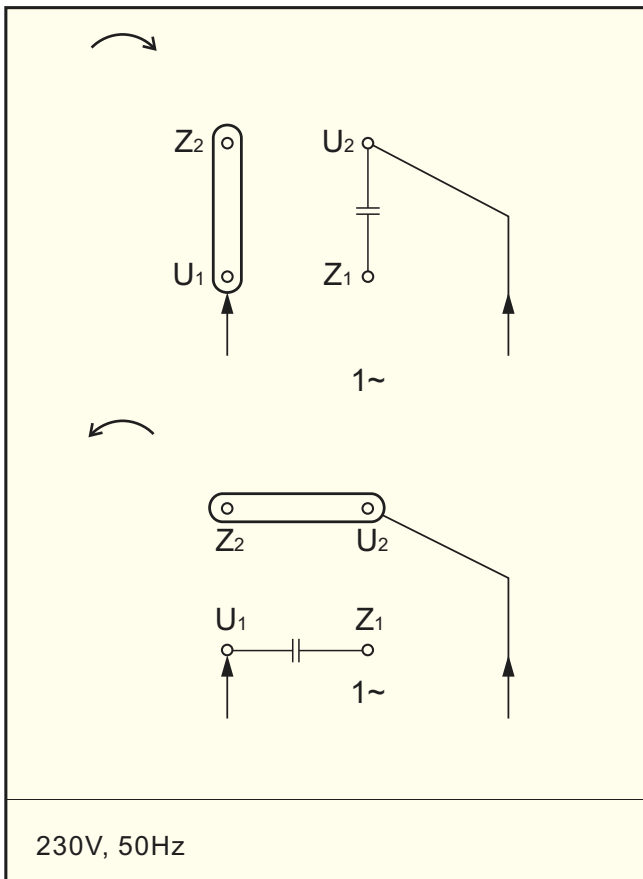
Drawing. 8 EDM-100E/CE



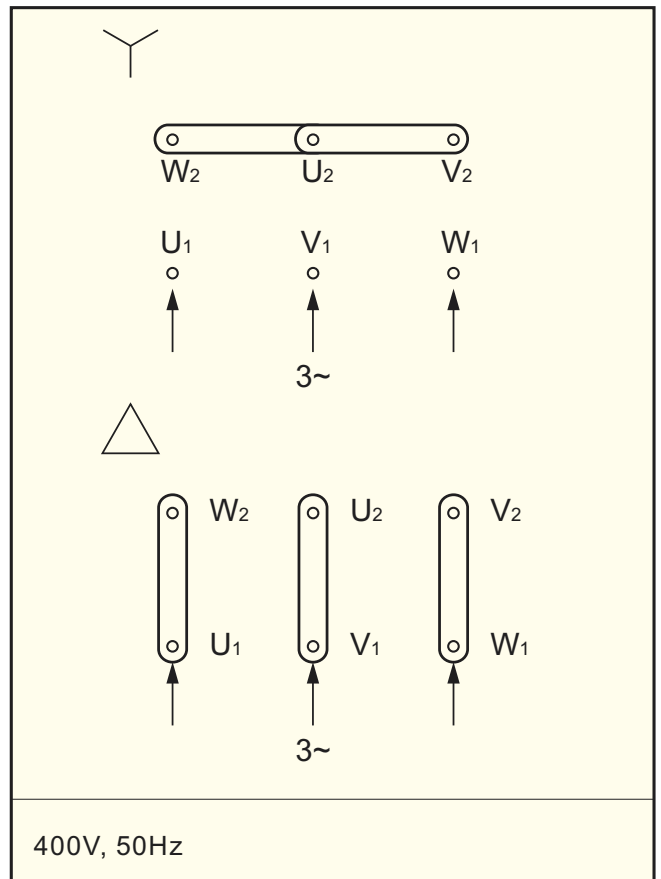
Drawing. 9 HCFB, TCFB, ILB, CTVB, CTHB, TXB, CVAB



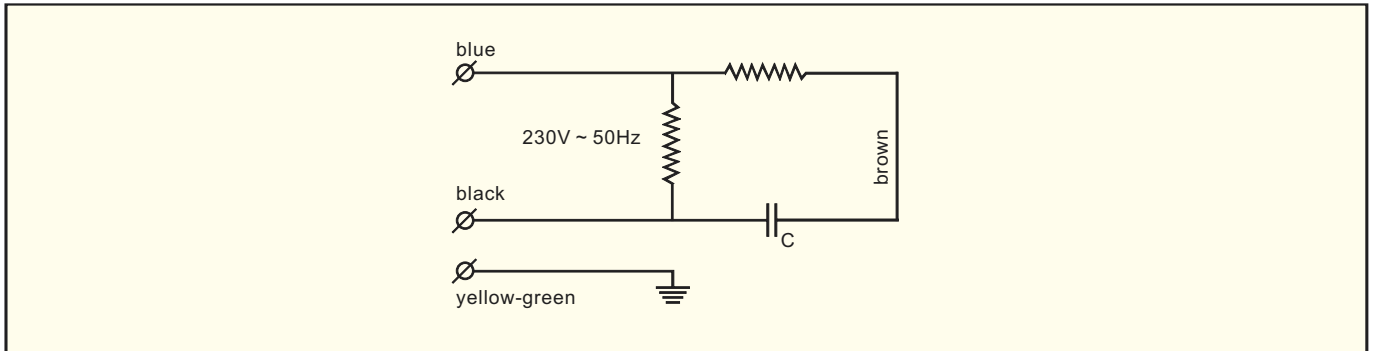
Drawing. 10 HCFT, TCFT, ILT, CTVT, CTHT, TXT, CVAT



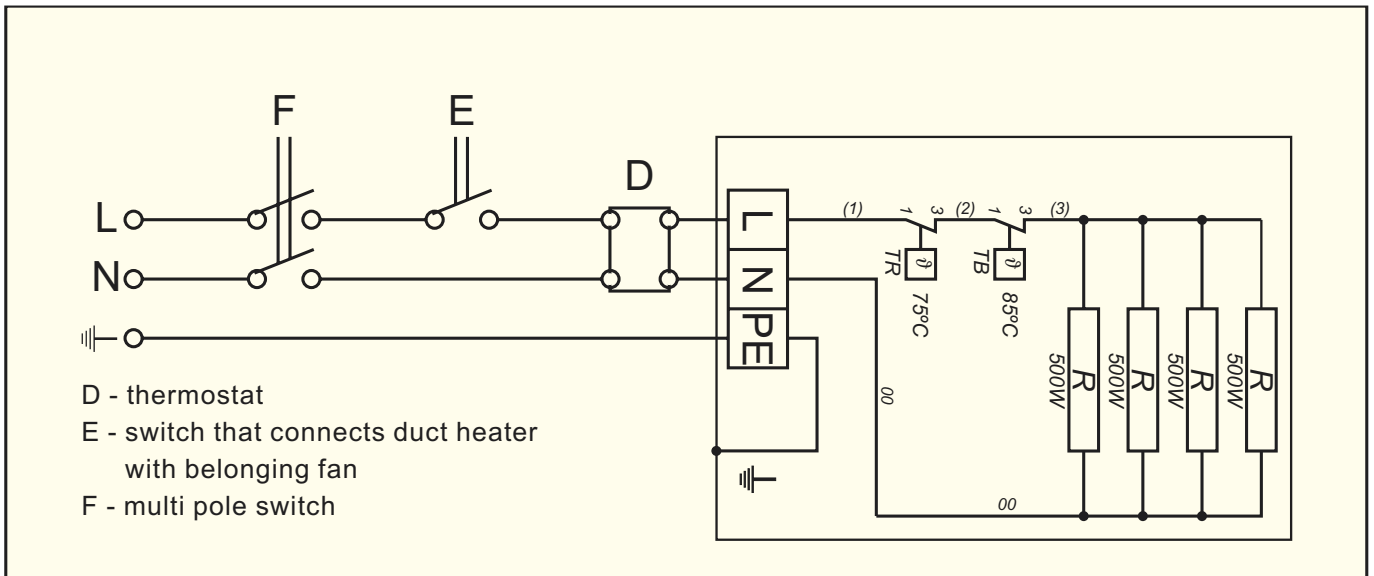
Drawing. 11 MPB, MPT, GRF, GMT, SC, QP, AFW, AFH, AFC, GSFG, GSF



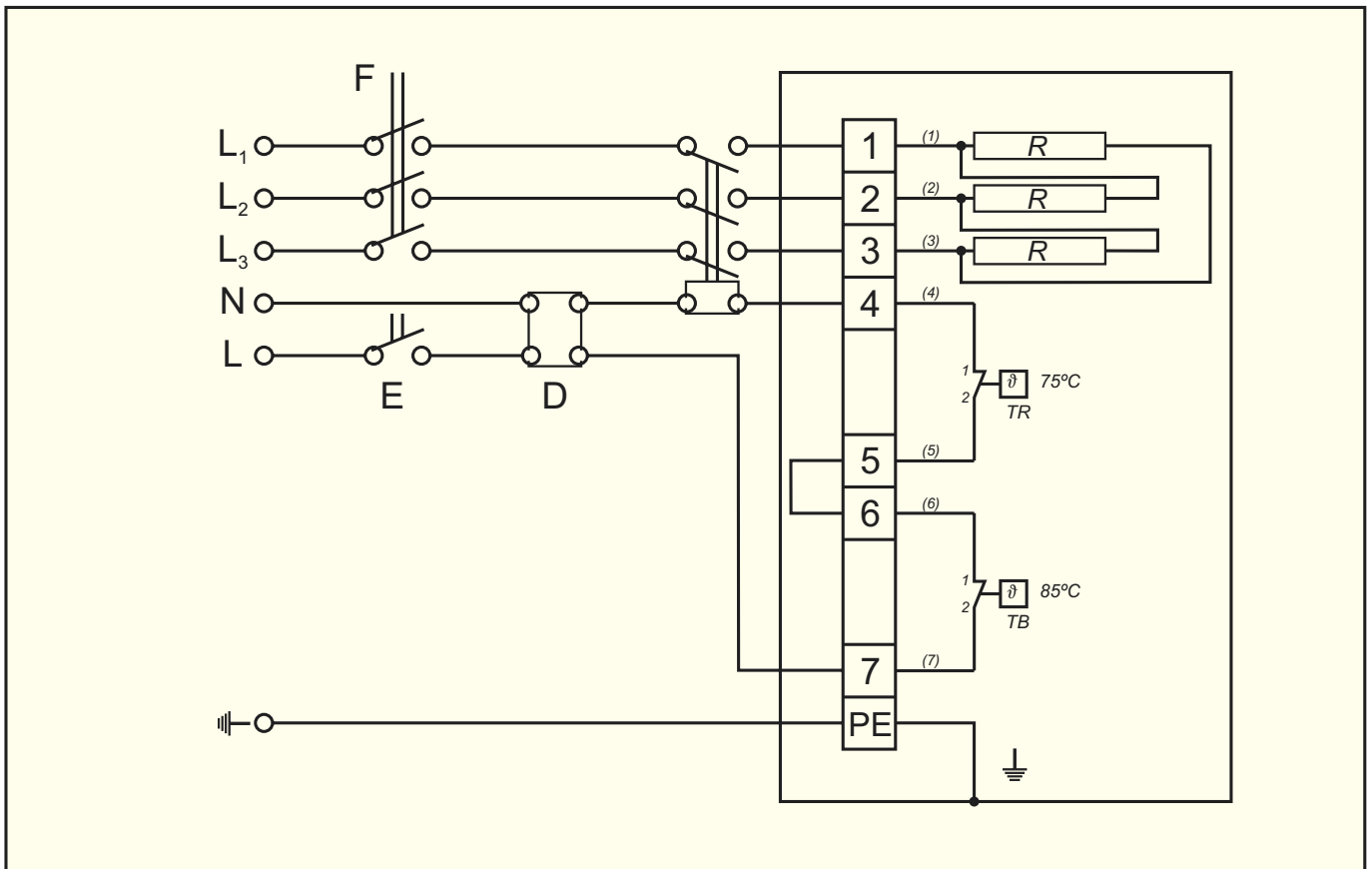
Drawing. 12 MPB, MPT, GRF, GMT, SC, QP, AFW, AFH, AFC, Q, Q2, GSFG, GST, GSF, MSB, GSB, HSB



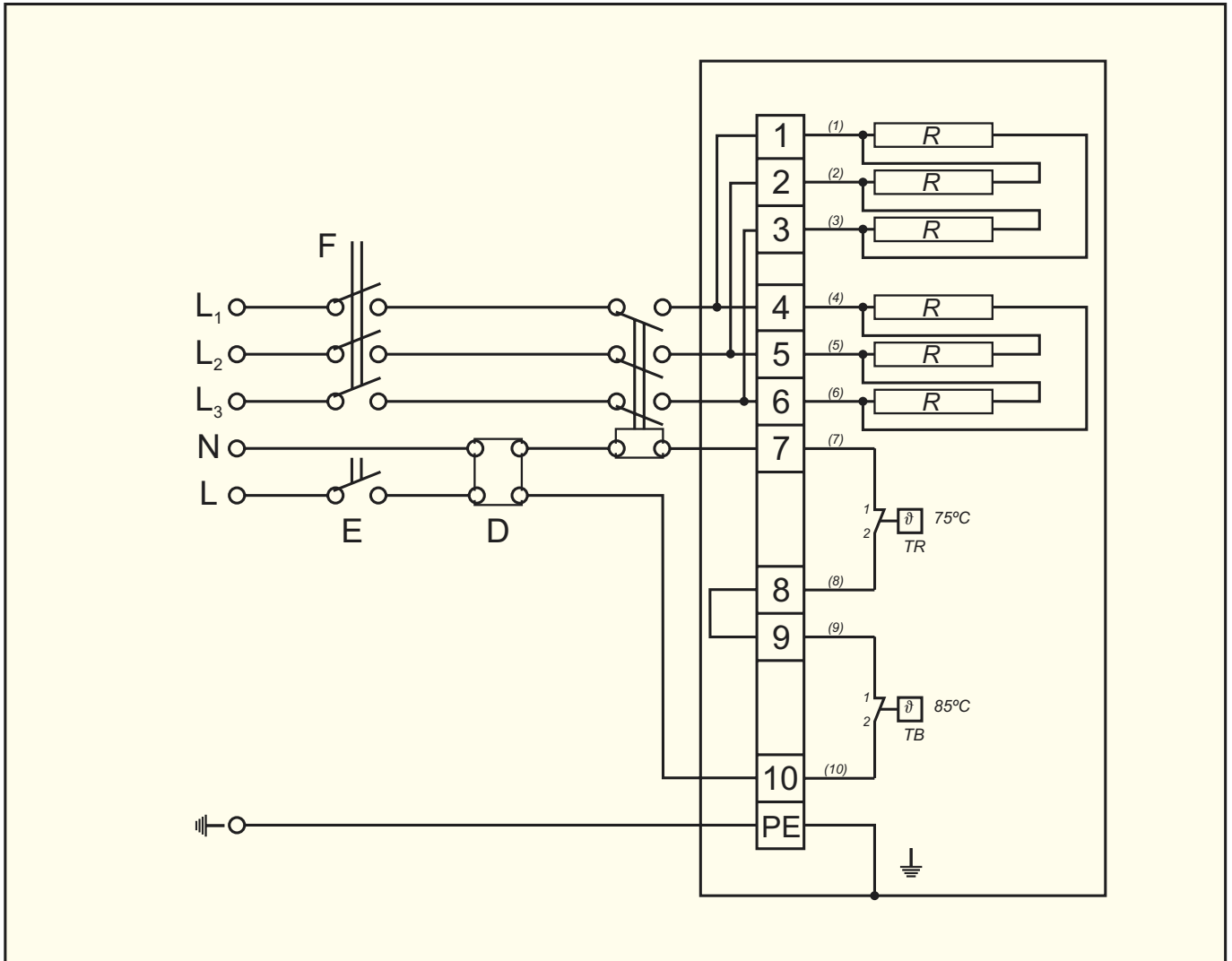
Drawing. 13 RF, IBF, AS, DEM, SEM, VENT



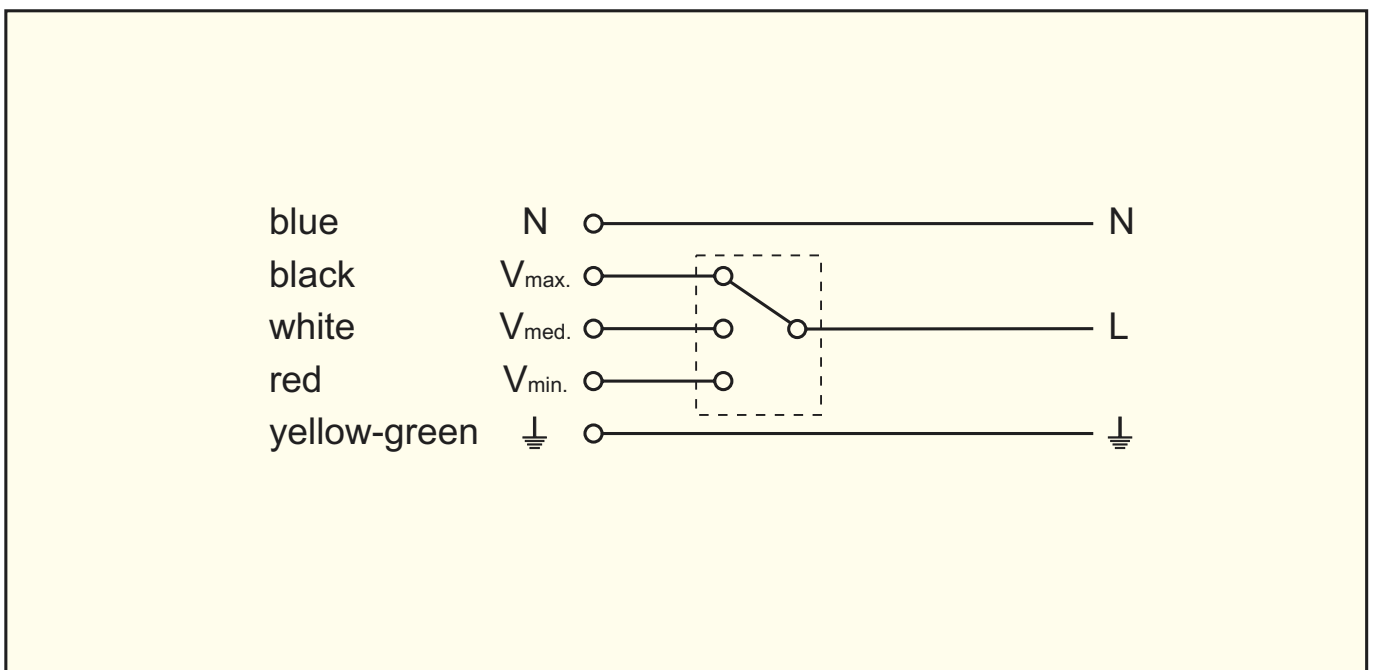
Drawing. 14 Single-phase duct heater DH



Drawing. 15 Three-phase duct heater: DH, RH - 4,5 kW; RH-50/25-90



Drawing. 16 Three-phase duct heater: DH 9 kW; RH-40/20-90, RH-50/25-180



Drawing. 17 DA3V